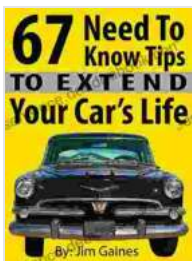


67 Need-to-Know Tips to Extend Your Car's Life

: The Importance of Car Maintenance

Your car is an indispensable investment that requires meticulous care to ensure its longevity. Proper maintenance not only improves its performance but also prevents costly repairs and extends its lifespan significantly. By following these comprehensive tips, you can safeguard your vehicle and keep it running smoothly for years to come.



67 Need To Know Tips To Extend Your Car's Life

by Anthony Trollope

★★★★☆ 4 out of 5

Language : English

File size : 3697 KB

Text-to-Speech : Enabled

Enhanced typesetting : Enabled

Print length : 82 pages

Lending : Enabled

Screen Reader : Supported

X-Ray for textbooks : Enabled



Section 1: Regular Maintenance

1. Adhere to Scheduled Maintenance:

Follow the manufacturer's recommended maintenance schedule meticulously for oil changes, filter replacements, and inspections. These intervals vary based on vehicle type and usage.

2. Change Engine Oil and Filter:

Regular oil changes are vital for engine health. Use high-quality oil and filter as per manufacturer's specifications.

3. Replace Air Filter:

A clean air filter ensures clean air enters the engine, boosting performance and fuel economy.

4. Inspect and Replace Cabin Filter:

The cabin filter keeps the interior air clean. Replace it periodically to maintain a healthy cabin environment.

5. Inspect and Replace Spark Plugs:

Worn spark plugs can cause misfires and reduce engine efficiency. Replace them as per manufacturer's recommended intervals.

6. Check and Replace Belts and Hoses:

Cracked or loose belts and hoses can lead to serious engine problems. Inspect them regularly and replace when necessary.

7. Flush Coolant System:

Coolant regulates engine temperature. Flush the system periodically to prevent corrosion and overheating.

Section 2: Driving Habits

8. Drive Smoothly:

Avoid harsh acceleration, braking, and cornering to minimize wear on car components.

9. Maintain Proper Tire Pressure:

Under- or overinflated tires affect handling, fuel efficiency, and tire lifespan. Check tire pressure regularly.

10. Rotate Tires Periodically:

Rotating tires ensures even wear, prolonging their life.

11. Avoid Overloading the Vehicle:

Excessive weight can put strain on the suspension and other components.

12. Use High-Quality Fuel:

Premium fuel provides better engine performance and longevity.

13. Warm Up the Engine Before Driving:

Allowing the engine to reach operating temperature before driving reduces wear and tear.

Section 3: Exterior and Interior Care

14. Wash and Wax Regularly:

Washing and waxing the exterior protects the paint from harmful elements.

15. Touch Up Paint Scratches:

Promptly fix paint scratches to prevent rust and further damage.

16. Protect from Sun and Elements:

Use a car cover or park in shaded areas to protect the exterior from sun damage and weather elements.

17. Vacuum and Clean the Interior:

Regular interior cleaning prevents dirt and debris from accumulating, preserving the upholstery and surfaces.

18. Use Leather Conditioner:

Leather seats require conditioning to maintain their suppleness and appearance.

Section 4: Safety and Emergencies

19. Inspect and Replace Brake Pads:

Worn brake pads compromise safety. Inspect them regularly and replace when necessary.

20. Check Brake Fluid:

Brake fluid should be flushed and replaced as per manufacturer's recommendations.

21. Inspect and Replace Headlights and Taillights:

Proper lighting is crucial for safety. Replace bulbs as needed.

22. Have a Spare Tire:

Always carry a spare tire and know how to change it in an emergency.

23. Keep Emergency Kit:

An emergency kit with first aid, tools, and supplies can be invaluable in case of unexpected situations.

Section 5: Technology and Upgrades

24. Upgrade to Synthetic Oil:

Synthetic oil provides superior engine protection and extended drain intervals.

25. Install Fuel System Cleaner:

Fuel system cleaners prevent injector clogging and improve engine performance.

26. Install Remote Starter:

Remote starters allow for engine warm-up without getting in the car, reducing wear and tear.

27. Use Tire Pressure Monitoring System (TPMS):

TPMS alerts you to low tire pressure, helping prevent damage and accidents.

28. Install Electronic Brake Force Distribution (EBD):

EBD optimizes braking force distribution, improving safety and stability.

Section 6: Storage and Maintenance for Extended Periods

29. Store in a Dry and Ventilated Area:

Protect your car from moisture and humidity by storing it in a suitable environment.

30. Disconnect the Battery:

Long-term storage requires disconnecting the battery to prevent discharge.

31. Clean the Fuel Tank:

Fill the fuel tank to prevent moisture condensation and potential fuel degradation.

32. Lubricate Moving Parts:

Apply lubricant to hinges, locks, and other moving parts to prevent rust and ensure smooth operation.

Section 7: Other Tips

33. Avoid Idling for Extended Periods:

Prolonged idling increases engine wear and fuel consumption.

34. Get a Car Inspection Regularly:

Regular inspections by a qualified mechanic can identify potential issues early on.

35. Use Fabric Seat Covers:

Fabric seat covers protect seats from wear, spills, and sun damage.

36. Avoid Car Washes with Harsh Chemicals:

Harsh chemicals can damage the exterior of your car.

37. Hand-Wash Your Car:

Hand-washing is gentler on the paint and prevents scratches.

38. Use a Car Wash Mitt:

Car wash mitts prevent scratches and swirls.

39. Dry the Car Thoroughly:

Drying the car after washing prevents water spots and corrosion.

40. Park in Bright, Well-Lit Areas:

Well-lit areas deter theft and help prevent accidents.

41. Drive in Moderate Temperatures:

Extreme temperatures can impact the car's performance and longevity.

42. Avoid Driving through Deep Water:

Water damage can be detrimental to the car's components.

43. Use a Sunshade:

A sunshade reduces heat buildup in the car, protecting the interior.

44. Check Fluid Levels Regularly:

Monitor fluid levels, including oil, coolant, brake fluid, and windshield washer fluid.

45. Keep Records of Maintenance:

Maintain a record of all maintenance performed, including dates and mileage.

46. Consider Annual Professional Detailing:

Professional detailing can restore the car's appearance and protect the exterior.

47. Use a Tire Sealant:

A tire sealant can temporarily fix punctures and prevent flat tires.

48. Install a Remote Lock System:

A remote lock system prevents theft and makes entry and exit convenient.

49. Avoid Excessive Speed and Racing:

High speeds and racing put undue stress on the car's components.

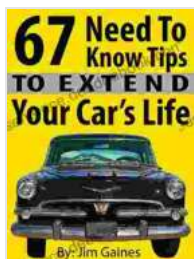
50. Be Patient and Gradual when Starting the Car:

Allow the engine to warm up gradually before driving to reduce wear and tear.

51. Avoid Tailgating:

Maintaining a safe distance from other vehicles prevents accidents and sudden braking.

52. Use Cruise Control on



67 Need To Know Tips To Extend Your Car's Life

by Anthony Trollope

★★★★☆ 4 out of 5

Language : English

File size : 3697 KB

Text-to-Speech : Enabled

Enhanced typesetting : Enabled

Print length : 82 pages


Lending : Enabled

Screen Reader : Supported

X-Ray for textbooks : Enabled

FREE

DOWNLOAD E-BOOK



Life of Napoleon Bonaparte, Volume II: His Rise to Power

**** Napoleon Bonaparte, one of the most influential and enigmatic figures in history, emerged from obscurity to become Emperor of the French and...



Lucy Sullivan Is Getting Married: A Tale of Love, Laughter, and Adventure

Lucy Sullivan is a young woman who is about to get married. She is excited and nervous about the big day, but she is also confident that she is making...