


An Amazing Practical Guide On Sashiko Stitch Patterns And Projects

Sashiko is a traditional Japanese embroidery technique that uses small, running stitches to create beautiful and durable designs. Sashiko is often used to repair or reinforce clothing, but it can also be used to create decorative items such as table runners, wall hangings, and quilts.



SASHIKO FOR BEGINNERS: AN AMAZING PRACTICAL GUIDE ON SASHIKO STITCH PATTERNS AND PROJECTS

★★★★☆ 4.5 out of 5

Language : English
File size : 19216 KB
Text-to-Speech : Enabled
Screen Reader : Supported
Enhanced typesetting : Enabled
Print length : 66 pages
Lending : Enabled



The Basic Stitches

There are a few basic stitches that are used in sashiko. The most common stitch is the running stitch, which is simply a series of small, even stitches that follow a line. Other common stitches include the back stitch, the cross stitch, and the herringbone stitch.

Sashiko Patterns

There are many different sashiko patterns, each with its own unique look. Some of the most popular patterns include:

- **Asanoha:** This pattern is made up of interlocking hemp leaves.
- **Shippo:** This pattern is made up of interlocking circles.
- **Seigaiha:** This pattern is made up of interlocking waves.
- **Karakusa:** This pattern is made up of flowing vines and flowers.

Sashiko Projects

Sashiko can be used to create a variety of different projects, including:

- **Clothing:** Sashiko can be used to repair or reinforce clothing, or to create decorative details.
- **Home décor:** Sashiko can be used to create table runners, wall hangings, quilts, and other home décor items.
- **Accessories:** Sashiko can be used to create bags, purses, and other accessories.

Getting Started With Sashiko

If you're interested in getting started with sashiko, you'll need a few basic supplies:

- **Fabric:** Sashiko can be stitched on any type of fabric, but cotton and linen are the most popular choices.
- **Thread:** Sashiko thread is a heavy-duty thread that is available in a variety of colors.


- **Needle:** A sashiko needle is a long, sharp needle that is used to make small, even stitches.

Once you have your supplies, you can start practicing the basic stitches. Once you're comfortable with the stitches, you can start working on your own sashiko projects.

Tips For Sashiko

- Use a sharp needle to make clean, even stitches.
- Keep your stitches small and even.
- Don't be afraid to experiment with different patterns and colors.
- Sashiko is a great way to add a personal touch to your clothing and home décor.

Sashiko is a beautiful and versatile embroidery technique that can be used to create a variety of different projects. If you're interested in learning more about sashiko, there are many resources available online and in libraries.




SASHIKO FOR BEGINNERS: AN AMAZING PRACTICAL GUIDE ON SASHIKO STITCH PATTERNS AND PROJECTS

★ ★ ★ ★ ☆ 4.5 out of 5

Language	: English
File size	: 19216 KB
Text-to-Speech	: Enabled
Screen Reader	: Supported
Enhanced typesetting	: Enabled
Print length	: 66 pages
Lending	: Enabled

FREE

DOWNLOAD E-BOOK



Life of Napoleon Bonaparte, Volume II: His Rise to Power

**** Napoleon Bonaparte, one of the most influential and enigmatic figures in history, emerged from obscurity to become Emperor of the French and...



Lucy Sullivan Is Getting Married: A Tale of Love, Laughter, and Adventure

Lucy Sullivan is a young woman who is about to get married. She is excited and nervous about the big day, but she is also confident that she is making...