


Crochet Cowls: 15 Bold and Beautiful Designs to Show Off Your Style

Crochet cowls are the perfect way to add a touch of style and warmth to your winter wardrobe. With so many different designs and patterns to choose from, you're sure to find the perfect cowl to match your personality and style.



Crochet Cowls: 15 Bold and Beautiful Designs

by Sharon Hernes Silverman

★★★★☆ 4.7 out of 5

Language : English
File size : 41013 KB
Text-to-Speech : Enabled
Screen Reader : Supported
Enhanced typesetting : Enabled
Print length : 240 pages



Whether you're a beginner crocheter or a seasoned pro, there's a cowl pattern out there for you. In this article, we'll share 15 of our favorite crochet cowl patterns, from simple and elegant to bold and beautiful.

15 Bold and Beautiful Crochet Cowl Patterns

1. The Lakeside Cowl
2. The Alpine Cowl
3. The Woodland Cowl

4. The Celestial Cowl
5. The Nordic Cowl
6. The Southwestern Cowl
7. The Boho Cowl
8. The Granny Square Cowl
9. The Chevron Cowl
10. The Cable Cowl
11. The Tunisian Cowl
12. The Intarsia Cowl
13. The Fair Isle Cowl
14. The Mosaic Cowl
15. The Brioche Cowl

How to Choose the Right Crochet Cowl Pattern

When choosing a crochet cowl pattern, there are a few things to keep in mind:

- **Your skill level:** If you're a beginner crocheter, it's best to choose a simple pattern with basic stitches. As you gain more experience, you can try more challenging patterns.
- **The type of yarn you want to use:** Some patterns are designed for specific types of yarn, such as worsted weight or bulky weight yarn. Be sure to check the pattern requirements before you start crocheting.

- **The desired finished size:** Cowls come in a variety of sizes, from short and snugly to long and flowing. Choose a pattern that will create the size of cowl you want.
- **Your personal style:** Cowls can be made in a variety of styles, from classic and elegant to bold and funky. Choose a pattern that matches your own personal style.

Tips for Crocheting Cowls


- **Use a stitch marker to mark the beginning and end of your rounds.** This will help you keep track of your progress and avoid mistakes.
- **Be consistent with your tension.** This will help your cowl turn out evenly and avoid puckering or stretching.
- **Don't be afraid to experiment with different stitches and techniques.** There are endless possibilities when it comes to crocheting cowls.
- **Have fun!** Crocheting is a great way to relax and express your creativity.

Crochet cowls are a versatile and stylish accessory that can be worn in a variety of ways. With so many different patterns and designs to choose from, you're sure to find the perfect cowl to match your personality and style. So grab your hook and yarn and get started on your next crochet project today!


Crochet Cowls: 15 Bold and Beautiful Designs

by Sharon Hernes Silverman

★★★★☆ 4.7 out of 5



Language : English
File size : 41013 KB
Text-to-Speech : Enabled
Screen Reader : Supported
Enhanced typesetting : Enabled
Print length : 240 pages



Life of Napoleon Bonaparte, Volume II: His Rise to Power

**** Napoleon Bonaparte, one of the most influential and enigmatic figures in history, emerged from obscurity to become Emperor of the French and...



Lucy Sullivan Is Getting Married: A Tale of Love, Laughter, and Adventure

Lucy Sullivan is a young woman who is about to get married. She is excited and nervous about the big day, but she is also confident that she is making...