


# Mastering the Job Search Process in Recreation and Leisure Services

The job search process in recreation and leisure services can be competitive, but with the right strategies, you can increase your chances of landing the perfect job. This comprehensive guide will provide you with all the information you need to successfully navigate the hiring process, from building a strong resume and cover letter to interviewing with confidence. Whether you're a recent graduate or an experienced professional, this article will help you take your job search to the next level.



## Mastering the Job Search Process in Recreation and Leisure Services by John R. Balkam

★★★★★ 5 out of 5

Language : English  
File size : 6135 KB  
Text-to-Speech : Enabled  
Screen Reader : Supported  
Enhanced typesetting : Enabled  
Word Wise : Enabled  
Print length : 218 pages



## 1. Build a Strong Resume

Your resume is your first impression on a potential employer, so it's important to make it as strong as possible. Here are a few tips for writing a standout resume:

- **Use a professional format.** There are many different resume formats to choose from, but it's important to use one that is clean, concise, and easy to read. Avoid using too much formatting or fancy fonts.
- **Highlight your skills and experience.** When writing your resume, focus on highlighting the skills and experience that are most relevant to the jobs you're applying for. Use specific examples to demonstrate your accomplishments.
- **Keep it concise.** Your resume should be no more than two pages long. Use bullet points and concise language to keep it easy to read.
- **Proofread carefully.** Before you submit your resume, proofread it carefully for any errors in grammar or spelling.

## 2. Write a Compelling Cover Letter

Your cover letter is your opportunity to introduce yourself to a potential employer and show why you're the best candidate for the job. Here are a few tips for writing a compelling cover letter:

- **Tailor your letter to each job you apply for.** Take the time to read the job description carefully and highlight the skills and experience that are most relevant to the position.
- **Start with a strong hook.** Your first sentence should grab the reader's attention and make them want to learn more about you.
- **Highlight your accomplishments.** Use specific examples to demonstrate your skills and experience. Show the employer why you're the best candidate for the job.

- **End with a call to action.** Ask the employer to schedule an interview with you.

### 3. Network with Professionals

Networking is a great way to learn about job openings and connect with potential employers. Here are a few tips for networking effectively:

- **Attend industry events.** Industry events are a great way to meet professionals in your field and learn about new job opportunities.
- **Join professional organizations.** Joining professional organizations can help you connect with other professionals in your field and stay up-to-date on industry trends.
- **Use social media.** Social media is a great way to connect with professionals and learn about job openings. Follow companies and organizations that you're interested in, and join LinkedIn groups related to your field.

### 4. Interview with Confidence


If you're invited to an interview, it's important to prepare yourself so that you can make a strong impression. Here are a few tips for interviewing with confidence:

- **Research the company and the position.** Take the time to learn as much as you can about the company and the position you're applying for. This will help you answer questions intelligently and show that you're interested in the job.
- **Practice your answers to common interview questions.** There are a number of common interview questions that you're likely to be asked.

Practice your answers to these questions so that you can answer them confidently and concisely.

- **Dress professionally.** First impressions matter, so make sure to dress professionally for your interview. This doesn't mean you have to wear a suit, but you should choose clothes that are clean, pressed, and appropriate for the job you're applying for.
- **Be yourself.** The most important thing is to be yourself and show the interviewer who you really are. Don't try to be someone you're not, because the interviewer will be able to tell.

The job search process in recreation and leisure services can be challenging, but with the right strategies, you can increase your chances of landing the perfect job. By building a strong resume and cover letter, networking with professionals, and interviewing with confidence, you can put yourself in a position to succeed.



## Mastering the Job Search Process in Recreation and Leisure Services by John R. Balkam


★★★★★ 5 out of 5

Language : English  
File size : 6135 KB  
Text-to-Speech : Enabled  
Screen Reader : Supported  
Enhanced typesetting : Enabled  
Word Wise : Enabled  
Print length : 218 pages

FREE

DOWNLOAD E-BOOK





## **Life of Napoleon Bonaparte, Volume II: His Rise to Power**

\*\*\*\* Napoleon Bonaparte, one of the most influential and enigmatic figures in history, emerged from obscurity to become Emperor of the French and...



## **Lucy Sullivan Is Getting Married: A Tale of Love, Laughter, and Adventure**

Lucy Sullivan is a young woman who is about to get married. She is excited and nervous about the big day, but she is also confident that she is making...