


Quilting on a Budget: A Comprehensive Guide to Affordable Quilt Making



Quilt Designs With Easy To Follow Instructions: Making A Quilt With An Easy And Cost-Effective Way: Quilts Meaning

★★★★★ 5 out of 5

Language : English
File size : 26475 KB
Text-to-Speech : Enabled
Screen Reader : Supported
Enhanced typesetting : Enabled
Lending : Enabled



Quilting is a beautiful and rewarding hobby, but it can also be expensive. If you're on a budget, don't despair! There are plenty of ways to make quilts without breaking the bank.

Choosing Affordable Fabrics

The most expensive part of quilting is usually the fabric. But there are a few ways to save money on fabric:

- **Use inexpensive fabrics.** There are many affordable fabrics available at your local fabric store. Look for fabrics that are on sale or clearance, or try using a mix of lower-priced fabrics.
- **Buy fabric in bulk.** If you're planning on making a large quilt, buying fabric in bulk can save you money. You can often find good deals on

fabric by buying it online or at a fabric warehouse.

- **Use recycled fabrics.** Old clothes, curtains, and tablecloths can all be used to make quilts. If you're creative, you can find all sorts of interesting and unique fabrics to use.

Free Quilt Patterns

Another way to save money on quilting is to use free quilt patterns. There are many websites that offer free quilt patterns, such as:

- Quilting Digest
- All People Quilt
- Fabric.com

Creative Quilting Ideas


If you're looking for ways to make your quilts more affordable, here are a few creative ideas:

- **Use smaller blocks.** Smaller blocks require less fabric, which can save you money.
- **Use scraps.** Scraps of fabric can be used to make small quilts or other quilted items. This is a great way to use up leftover fabric and save money.
- **Quilt with friends.** Quilting with friends can be a great way to save money and have fun. You can share fabric and supplies, and you can work on quilts together.

Quilting on a budget is possible with a little creativity and planning. By following the tips in this article, you can create beautiful quilts without breaking the bank.

Additional Tips

- **Shop around for the best prices on fabric.** Compare prices at different fabric stores before you buy.
- **Take advantage of sales and discounts.** Many fabric stores offer sales and discounts on fabric throughout the year.
- **Use coupons.** There are many websites that offer coupons for fabric stores.
- **Don't be afraid to ask for help.** If you're new to quilting, don't be afraid to ask for help from a friend or family member who knows how to quilt.
- **Have fun!** Quilting should be a fun and enjoyable experience. Don't stress about making perfect quilts. Just relax and enjoy the process.




Quilt Designs With Easy To Follow Instructions: Making A Quilt With An Easy And Cost-Effective Way: Quilts Meaning

★★★★★ 5 out of 5

Language : English
File size : 26475 KB
Text-to-Speech : Enabled
Screen Reader : Supported
Enhanced typesetting : Enabled
Lending : Enabled





Life of Napoleon Bonaparte, Volume II: His Rise to Power

**** Napoleon Bonaparte, one of the most influential and enigmatic figures in history, emerged from obscurity to become Emperor of the French and...



Lucy Sullivan Is Getting Married: A Tale of Love, Laughter, and Adventure

Lucy Sullivan is a young woman who is about to get married. She is excited and nervous about the big day, but she is also confident that she is making...