


The Complete Step-by-Step Guide to Mastering Wonderful Crochet Stitches

Crochet is a versatile and rewarding craft that can be enjoyed by people of all ages and skill levels. Whether you're a complete beginner or an experienced crocheter, there's always something new to learn. This comprehensive guide will provide you with everything you need to know to master the basics of crochet and create beautiful crocheted projects.



Crochet For Beginners: The Complete Step By Step Guide to Learn Mastering Wonderful Crochet Stitches & Patterns to Relax & Enjoy a New Trendy Hobby to Wear & Give Something Made by Your Own Hands

by Emily Ribbons

★★★★☆ 4.5 out of 5

Language : English
File size : 21369 KB
Text-to-Speech : Enabled
Screen Reader : Supported
Enhanced typesetting : Enabled
Print length : 179 pages
Lending : Enabled



Materials You'll Need

- Yarn: Choose a yarn that is appropriate for the project you're working on. For beginners, worsted weight yarn is a good choice.

- Crochet hook: The size of the crochet hook you need will depend on the yarn you're using. A good rule of thumb is to use a hook that is one size smaller than the recommended hook size for the yarn.
- Scissors
- Yarn needle

Basic Crochet Stitches

The foundation of crochet is the basic stitches. Once you master these stitches, you'll be able to create a wide variety of crochet projects.

Single Crochet (sc)

1. Yarn over (yo) the hook.
2. Insert the hook into the next stitch.
3. Yo and pull up a loop.
4. Yo and pull through both loops on the hook.

Double Crochet (dc)

1. Yo the hook.
2. Insert the hook into the next stitch.
3. Yo and pull up a loop.
4. Yo and pull through one loop on the hook.
5. Yo and pull through both loops on the hook.


Half Double Crochet (hdc)

1. Yo the hook.
2. Insert the hook into the next stitch.
3. Yo and pull up a loop.
4. Yo and pull through two loops on the hook.
5. Yo and pull through the remaining loop on the hook.

Tips for Mastering Crochet Stitches

- Practice regularly. The more you practice, the more comfortable you'll become with the stitches.
- Use a stitch marker to keep track of where you are in your pattern.
- Don't be afraid to make mistakes. Everyone makes mistakes when they're learning to crochet. Just undo your stitches and try again.
- Find a crochet community online or in your local area. There are many resources available to help you learn and grow as a crocheter.

Congratulations! You've now mastered the basics of crochet. With practice, you'll be able to create beautiful crocheted projects that you'll cherish for years to come.



Crochet For Beginners: The Complete Step By Step Guide to Learn Mastering Wonderful Crochet Stitches & Patterns to Relax & Enjoy a New Trendy Hobby to Wear & Give Something Made by Your Own Hands


by Emily Ribbons

★★★★☆ 4.5 out of 5

Language : English

File size : 21369 KB

Text-to-Speech : Enabled
Screen Reader : Supported
Enhanced typesetting : Enabled
Print length : 179 pages
Lending : Enabled



Life of Napoleon Bonaparte, Volume II: His Rise to Power

**** Napoleon Bonaparte, one of the most influential and enigmatic figures in history, emerged from obscurity to become Emperor of the French and...



Lucy Sullivan Is Getting Married: A Tale of Love, Laughter, and Adventure

Lucy Sullivan is a young woman who is about to get married. She is excited and nervous about the big day, but she is also confident that she is making...